REV	ZONE	REVISION	DATE

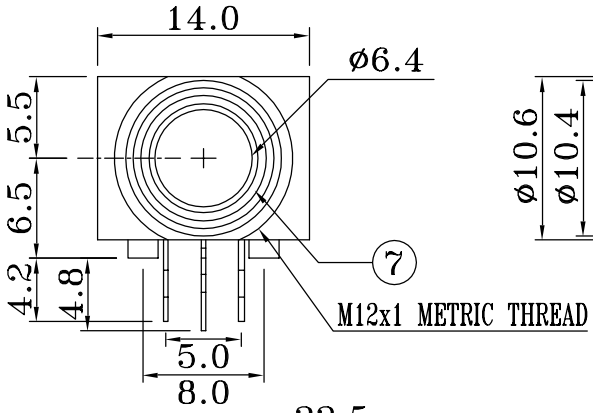

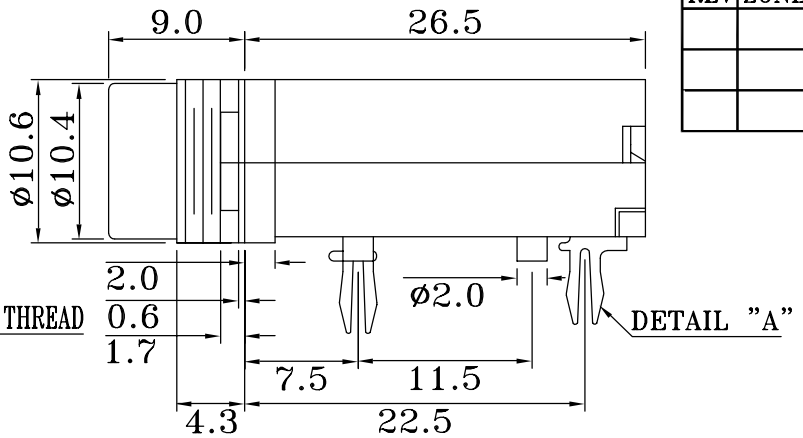

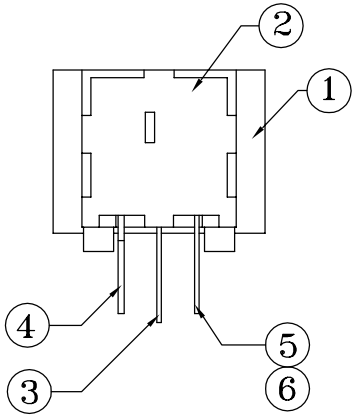

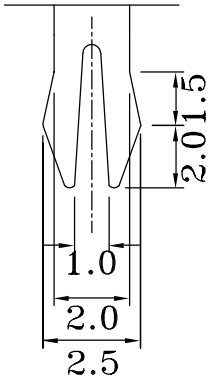

DETAIL "A"
APPLIED TO TERMINAL
NO. 1, 2, 3 OR 4

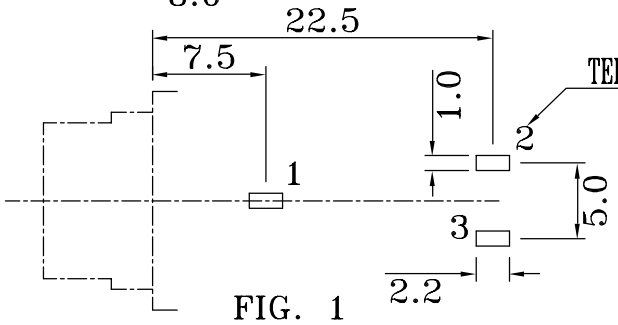

FIG. 1

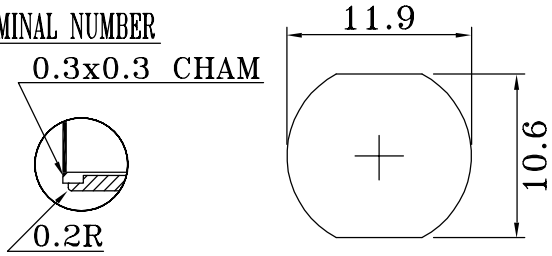

DETAIL "B"

MODEL NO.	-2	-3A	-3B
SCHEMATIC	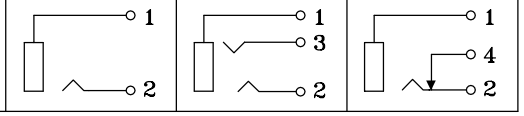		

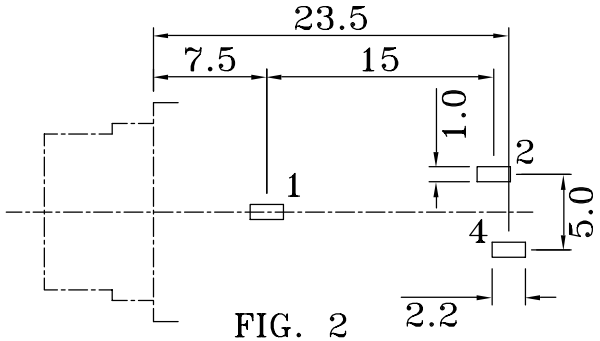

FIG. 2
PCB LAYOUT

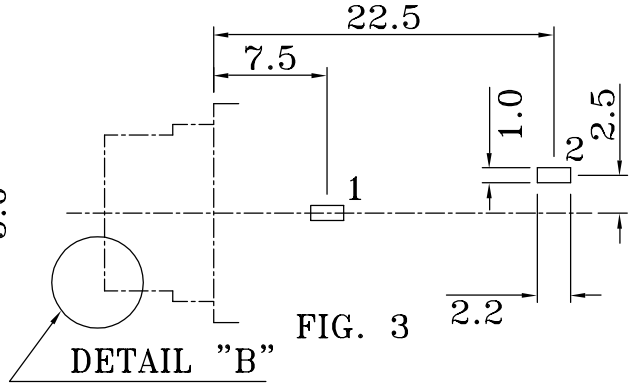

FIG. 3

NO	NAME	MATERIAL	FINISH	Q'TY	
①	HOUSING	ABS 94HB	BLACK	1	
②	COVER	ABS 94HB	BLACK	1	
③	EARTH SPRING	BRASS 0.3THK	SILVER PLATED	1	NO.1
④	TIP SPRING	PBS 0.4THK	SILVER PLATED	1	NO.2
⑤	RING TERMINAL	PBS 0.3THK	SILVER PLATED	1	NO.3
⑥	BREAK TERMINAL	PBS 0.4THK	SILVER PLATED	1	NO.4
⑦	BUSHING	BRASS	NICKEL PLATED	1	

E-YUNG
E-YUNG ENTERPRISE CO., LTD.

COMPUTER NO.			UNIT	SCALE	PART NAME	
D:\DWG\PJ-2000			mm	2:1	ø6.3 PHONE JACK	
APPD.	CKD.	DWG.	DATE	TOLERANCE	PART NO.	REV.
		TINA	20-4-01	±0.3		A

MODEL	PJ-2000	PAGE 1 OF 1